



Location: CMA1b - Oil St Community Liaison Centre

Report on 24-hour TSP monitoring

Action Level ($\mu\text{g}/\text{m}^3$) - 176.7

Limit Level ($\mu\text{g}/\text{m}^3$) - 260

Date	Sampling Time	Weather Condition	Filter paper no.	Filter Weight, g		Elapse Time, hr		Sampling Time, hr	Flow Rate, m^3/min			Total Volume, m^3	TSP Level, $\mu\text{g}/\text{m}^3$
				Initial	Final	Initial	Final		Initial, Q_{si}	Final, Q_{sf}	Average		
28-Dec-12	8:00	Cloudy	003735	2.7694	2.8602	2140.13	2164.13	24.00	1.13	1.00	1.06	1454	62
3-Jan-13	8:00	Fine	004001	2.7490	2.9670	2167.13	2191.13	24.00	1.27	1.30	1.28	1843	118
9-Jan-13	8:00	Fine	004198	2.7597	2.9702	2194.13	2218.13	24.00	1.27	1.23	1.25	1800	117
15-Jan-13	8:00	Cloudy	003444	2.8151	3.0502	2221.12	2245.12	24.00	1.25	1.18	1.21	1742	135
21-Jan-13	8:00	Sunny	004107	2.7902	2.9194	2248.12	2272.12	24.00	1.17	1.02	1.10	1584	82

*Remarks: The monitoring result of 24-hr TSP monitoring conducted on 26 Jan 2013 will be presented in the Feb monthly report.

Report on 1-hour TSP monitoring

Action Level ($\mu\text{g}/\text{m}^3$) - 320.1

Limit Level ($\mu\text{g}/\text{m}^3$) - 500

Date	Sampling Time	Weather Condition	Filter paper no.	Filter Weight, g		Elapse Time, hr		Sampling Time, hr	Flow Rate, m^3/min			Total Volume, m^3	TSP Level, $\mu\text{g}/\text{m}^3$
				Initial	Final	Initial	Final		Initial, Q_{si}	Final, Q_{sf}	Average		
29-Dec-12	8:05	Rainy	003996	2.7610	2.7680	2164.13	2165.13	1.00	1.31	1.31	1.31	79	89
29-Dec-12	9:12	Rainy	003997	2.7599	2.7701	2165.13	2166.13	1.00	1.33	1.29	1.31	79	130
29-Dec-12	10:15	Rainy	003999	2.7320	2.7408	2166.13	2167.13	1.00	1.29	1.29	1.29	77	114
4-Jan-13	8:20	Fine	004192	2.7320	2.7408	2191.13	2192.13	1.00	1.37	1.30	1.33	80	110
4-Jan-13	9:25	Fine	004194	2.7694	2.7751	2192.13	2193.13	1.00	1.25	1.23	1.24	75	76
4-Jan-13	10:30	Fine	004196	2.7770	2.7878	2193.13	2194.13	1.00	1.28	1.28	1.28	77	141
10-Jan-13	8:03	Cloudy	003403	2.7713	2.7822	2218.13	2219.13	1.00	1.25	1.23	1.24	74	147
10-Jan-13	9:05	Cloudy	003431	2.7964	2.8054	2219.13	2220.13	1.00	1.16	1.07	1.12	67	134
10-Jan-13	10:15	Cloudy	003442	2.7773	2.7909	2220.13	2221.13	1.00	1.25	1.21	1.23	74	184
16-Jan-13	10:10	Fine	004223	2.7073	2.7189	2245.12	2246.12	1.00	1.16	1.14	1.15	69	169
16-Jan-13	13:00	Fine	004104	2.7930	2.8017	2246.12	2247.12	1.00	1.14	1.09	1.11	67	130
16-Jan-13	14:38	Fine	004105	2.8233	2.8321	2247.12	2248.12	1.00	1.09	1.07	1.08	65	136
22-Jan-13	8:05	Fine	003428	2.8133	2.8245	2272.12	2273.12	1.00	1.17	1.15	1.16	70	161
22-Jan-13	9:20	Fine	003447	2.7796	2.7899	2273.12	2274.12	1.00	1.17	1.13	1.15	69	149
22-Jan-13	10:30	Fine	004403	2.7128	2.7219	2274.12	2275.12	1.00	1.22	1.15	1.18	71	128



Location: CMA2a - Causeway Bay Community Centre

Report on 24-hour TSP monitoring
Action Level ($\mu\text{g}/\text{m}^3$) - 169.5
Limit Level ($\mu\text{g}/\text{m}^3$) - 260

Date	Sampling Time	Weather Condition	Filter paper no.	Filter Weight, g		Elapse Time, hr		Sampling Time, hr	Flow Rate, m^3/min			Total Volume, m^3	TSP Level, $\mu\text{g}/\text{m}^3$
				Initial	Final	Initial	Final		Initial, Q_{si}	Final, Q_{sf}	Average		
28-Dec-12	8:00	Cloudy	003770	2.7821	2.8853	11903.59	11927.59	24.00	1.44	1.42	1.43	2174	47
3-Jan-13	8:00	Fine	004002	2.7430	3.0358	11930.59	11954.59	24.00	1.45	1.54	1.49	2146	136
9-Jan-13	8:00	Fine	004197	2.7606	2.9819	11957.59	11981.59	24.00	1.45	1.49	1.47	2146	103
15-Jan-13	8:00	Cloudy	003443	2.7907	3.0836	11984.59	12008.59	24.00	1.49	1.49	1.49	2146	137
21-Jan-13	8:00	Sunny	004366	2.6845	2.8198	12011.59	12035.59	24.00	1.42	1.44	1.43	2059	66

* Remarks: The monitoring result of 24-hr TSP monitoring conducted on 26 Jan 2013 will be presented in the Feb monthly report.

Report on 1-hour TSP monitoring
Action Level ($\mu\text{g}/\text{m}^3$) - 323.4
Limit Level ($\mu\text{g}/\text{m}^3$) - 500

Date	Sampling Time	Weather Condition	Filter paper no.	Filter Weight, g		Elapse Time, hr		Sampling Time, hr	Flow Rate, m^3/min			Total Volume, m^3	TSP Level, $\mu\text{g}/\text{m}^3$
				Initial	Final	Initial	Final		Initial, Q_{si}	Final, Q_{sf}	Average		
29-Dec-12	8:05	Rainy	003994	2.7518	2.7602	11927.59	11928.59	1.00	1.48	1.48	1.48	89	94
29-Dec-12	9:10	Rainy	003998	2.7531	2.7616	11928.59	11929.59	1.00	1.48	1.48	1.48	89	96
29-Dec-12	10:15	Rainy	004000	2.7413	2.7500	11929.59	11930.59	1.00	1.44	1.48	1.46	88	99
4-Jan-13	8:10	Fine	004191	2.7579	2.7710	11954.59	11955.59	1.00	1.49	2.02	1.76	106	124
4-Jan-13	9:15	Fine	004193	2.7335	2.7417	11955.59	11956.59	1.00	1.47	1.52	1.49	90	91
4-Jan-13	10:20	Fine	004195	2.7711	2.7876	11956.59	11957.59	1.00	1.49	1.45	1.47	88	187
10-Jan-13	8:04	Cloudy	003992	2.7452	2.7556	11981.59	11982.59	1.00	1.45	1.45	1.45	87	120
10-Jan-13	9:10	Cloudy	003402	2.7769	2.7917	11982.59	11983.59	1.00	1.49	1.49	1.49	89	165
10-Jan-13	10:15	Cloudy	003441	2.7975	2.8143	11983.59	11984.59	1.00	1.49	1.49	1.49	89	188
16-Jan-13	10:17	Fine	004224	2.6956	2.7104	12008.59	12009.59	1.00	1.38	1.40	1.39	84	177
16-Jan-13	13:00	Fine	004245	2.6870	2.6978	12009.59	12010.59	1.00	1.40	1.36	1.38	83	130
16-Jan-13	15:50	Fine	003790	2.7410	2.7505	12010.59	12011.59	1.00	1.36	1.30	1.33	80	119
22-Jan-13	8:03	Fine	003427	2.8103	2.8246	12035.59	12036.59	1.00	1.46	1.46	1.46	88	163
22-Jan-13	9:06	Fine	003448	2.7936	2.8089	12036.59	12037.59	1.00	1.44	1.46	1.45	87	176
22-Jan-13	10:10	Fine	004404	2.7149	2.7289	12037.59	12038.59	1.00	1.48	1.46	1.47	88	159



Location: CMA3a - CWB PRE Site Office Area

Report on 24-hour TSP monitoring
Action Level ($\mu\text{g}/\text{m}^3$) - 171
Limit Level ($\mu\text{g}/\text{m}^3$) - 260

Date	Sampling Time	Weather Condition	Filter paper no.	Filter Weight, g		Elapse Time, hr		Sampling Time, hr	Flow Rate, m^3/min			Total Volume, m^3	TSP Level, $\mu\text{g}/\text{m}^3$
				Initial	Final	Initial	Final		Initial, Q_{si}	Final, Q_{sf}	Average		
28-Dec-12	8:00	Cloudy	004899	2.7420	3.0311	12656.91	12680.91	24.00	1.73	1.69	1.71	2376	122
3-Jan-13	8:00	Fine	003504	2.7886	3.1779	12683.91	12707.91	24.00	1.65	1.63	1.64	2362	165
9-Jan-13	8:00	Fine	004199	2.7676	3.1455	12710.91	12734.91	24.00	1.69	1.65	1.67	2405	157
15-Jan-13	8:00	Cloudy	004212	2.7512	3.1229	12737.91	12761.91	24.00	1.72	1.64	1.68	2419	154
21-Jan-13	8:00	Sunny	004399	2.7000	3.0490	12764.91	12788.90	23.99	1.66	1.66	1.66	2389	146

* Remarks: The monitoring result of 24-hr TSP monitoring conducted on 26 Jan 2013 will be presented in the Feb monthly report.

Report on 1-hour TSP monitoring
Action Level ($\mu\text{g}/\text{m}^3$) - 311.3
Limit Level ($\mu\text{g}/\text{m}^3$) - 500

Date	Sampling Time	Weather Condition	Filter paper no.	Filter Weight, g		Elapse Time, hr		Sampling Time, hr	Flow Rate, m^3/min			Total Volume, m^3	TSP Level, $\mu\text{g}/\text{m}^3$
				Initial	Final	Initial	Final		Initial, Q_{si}	Final, Q_{sf}	Average		
29-Dec-12	8:30	Rainy	004162	2.7388	2.7652	12680.91	12681.91	1.00	1.55	1.52	1.54	92	287
29-Dec-12	9:36	Rainy	004164	2.7207	2.7480	12681.91	12682.91	1.00	1.64	1.57	1.60	96	284
29-Dec-12	10:45	Rainy	004149	2.7270	2.7550	12682.91	12683.91	1.00	1.55	1.55	1.55	93	302
4-Jan-13	8:22	Fine	003503	2.7933	2.8109	12707.91	12708.91	1.00	1.68	1.70	1.69	101	174
4-Jan-13	9:26	Fine	003501	2.7759	2.7930	12708.91	12709.91	1.00	1.70	1.70	1.70	102	168
4-Jan-13	10:29	Fine	004892	2.7634	2.7805	12709.91	12710.91	1.00	1.70	1.70	1.70	102	168
10-Jan-13	8:18	Cloudy	004204	2.7575	2.7776	12734.91	12735.91	1.00	1.72	1.72	1.72	103	195
10-Jan-13	9:20	Cloudy	004579	2.7087	2.7375	12735.91	12736.91	1.00	1.72	1.72	1.72	103	279
10-Jan-13	10:31	Cloudy	004578	2.7063	2.7305	12736.91	12737.91	1.00	1.72	1.72	1.72	103	235
16-Jan-13	8:20	Fine	004217	2.7175	2.7335	12761.91	12762.91	1.00	1.64	1.64	1.64	99	162
16-Jan-13	9:25	Fine	004219	2.7212	2.7414	12762.91	12763.91	1.00	1.62	1.62	1.62	97	208
16-Jan-13	10:30	Fine	004333	2.7287	2.7326	12763.91	12764.91	1.00	1.64	1.64	1.64	99	40
22-Jan-13	8:03	Fine	004367	2.6937	2.7094	12788.90	12789.91	1.01	1.82	1.75	1.79	108	145
22-Jan-13	9:07	Fine	004369	2.7023	2.7205	12789.91	12790.91	1.00	1.77	1.77	1.77	106	171
22-Jan-13	10:11	Fine	004573	2.6793	2.6938	12790.91	12791.91	1.00	1.68	1.68	1.68	101	144



Location: CMA4a - SPCA

Report on 24-hour TSP monitoring
 Action Level ($\mu\text{g}/\text{m}^3$) - 171.2
 Limit Level ($\mu\text{g}/\text{m}^3$) - 260

Date	Sampling Time	Weather Condition	Filter paper no.	Filter Weight, g		Elapse Time, hr		Sampling Time, hr	Flow Rate, m^3/min			Total Volume, m^3	TSP Level, $\mu\text{g}/\text{m}^3$
				Initial	Final	Initial	Final		Initial, Q_{si}	Final, Q_{sf}	Average		
28-Dec-12	8:00	Cloudy	003440	2.8185	2.9600	16053.21	16077.21	24.00	1.37	1.33	1.35	1958	72
3-Jan-13	8:00	Fine	003505	2.7936	3.0389	16080.33	16104.33	24.00	1.40	1.38	1.39	2002	123
9-Jan-13	8:00	Fine	004897	2.7581	3.0069	16107.33	16131.33	24.00	1.35	1.36	1.35	1944	128
15-Jan-13	8:00	Cloudy	004211	2.7527	3.0027	16134.32	16158.32	24.00	1.42	1.37	1.40	2016	124
21-Jan-13	8:00	Sunny	004335	2.7225	2.9166	16161.32	16185.32	24.00	1.30	1.30	1.30	1872	104

* Remarks: The monitoring result of 24-hr TSP monitoring conducted on 26 Jan 2013 will be presented in the Feb monthly report.

Report on 1-hour TSP monitoring
 Action Level ($\mu\text{g}/\text{m}^3$) - 312.5
 Limit Level ($\mu\text{g}/\text{m}^3$) - 500

Date	Sampling Time	Weather Condition	Filter paper no.	Filter Weight, g		Elapse Time, hr		Sampling Time, hr	Flow Rate, m^3/min			Total Volume, m^3	TSP Level, $\mu\text{g}/\text{m}^3$
				Initial	Final	Initial	Final		Initial, Q_{si}	Final, Q_{sf}	Average		
29-Dec-12	8:44	Rainy	004163	2.7200	2.7298	16077.21	16078.21	1.00	1.35	1.35	1.35	81	121
29-Dec-12	9:49	Rainy	004165	2.7232	2.7330	16078.21	16079.21	1.00	1.35	1.35	1.35	81	121
29-Dec-12	10:55	Rainy	004150	2.7458	2.7537	16079.21	16080.21	1.00	1.35	1.35	1.35	81	98
4-Jan-13	8:34	Fine	003502	2.7923	2.8020	16104.33	16105.33	1.00	1.38	1.38	1.38	83	117
4-Jan-13	9:39	Fine	004893	2.7629	2.7730	16105.33	16106.33	1.00	1.38	1.38	1.38	83	122
4-Jan-13	10:42	Fine	004900	2.7558	2.7675	16106.33	16107.33	1.00	1.38	1.38	1.38	83	141
10-Jan-13	8:29	Cloudy	004577	2.7067	2.7176	16131.33	16132.33	1.00	1.38	1.38	1.38	83	132
10-Jan-13	9:33	Cloudy	004576	2.7026	2.7138	16132.33	16133.33	1.00	1.38	1.38	1.38	83	135
10-Jan-13	10:45	Cloudy	004580	2.6956	2.7077	16133.33	16134.33	1.00	1.45	1.42	1.44	86	141
16-Jan-13	8:32	Fine	004218	2.7234	2.7355	16158.32	16159.32	1.00	1.37	1.37	1.37	82	147
16-Jan-13	9:35	Fine	004220	2.7111	2.7279	16159.32	16160.32	1.00	1.35	1.35	1.35	81	207
16-Jan-13	10:40	Fine	004334	2.7126	2.7247	16160.32	16161.32	1.00	1.33	1.33	1.33	80	152
22-Jan-13	8:20	Fine	004368	2.6990	2.7076	16185.32	16186.32	1.00	1.19	1.19	1.19	71	120
22-Jan-13	9:25	Fine	004572	2.7003	2.7104	16186.32	16187.32	1.00	1.19	1.17	1.18	71	143
22-Jan-13	10:30	Fine	004561	2.6700	2.6792	16187.32	16188.32	1.00	1.19	1.17	1.18	71	130



Location: CMA5a - Children Garden opposite to Pedestrian Plaza

Report on 24-hour TSP monitoring

Action Level ($\mu\text{g}/\text{m}^3$) - 181
Limit Level ($\mu\text{g}/\text{m}^3$) - 260

Date	Sampling Time	Weather Condition	Filter paper no.	Filter Weight, g		Elapse Time, hr		Sampling Time, hr	Flow Rate, m^3/min			Total Volume, m^3	TSP Level, $\mu\text{g}/\text{m}^3$
				Initial	Final	Initial	Final		Initial, Q_{si}	Final, Q_{sf}	Average		
28-Dec-12	8:00	Cloudy	003730	2.7618	2.8330	17046.72	17070.73	24.01	1.16	1.14	1.15	1858	38
3-Jan-13	8:00	Fine	003710	2.7439	3.0598	17073.73	17097.72	23.99	1.22	1.30	1.26	1814	174
9-Jan-13	8:00	Fine	004282	2.7185	2.8439	17100.72	17124.72	24.00	1.24	1.12	1.18	1699	74
15-Jan-13	8:00	Cloudy	004278	2.6854	2.8941	17127.72	17151.72	24.00	1.24	1.19	1.22	1757	119
21-Jan-13	8:00	Sunny	004365	2.7533	3.0342	17154.72	17178.72	24.00	1.45	1.45	1.45	2088	135

* Remarks: The monitoring result of 24-hr TSP monitoring conducted on 26 Jan 2013 will be presented in the Feb monthly report.

Report on 1-hour TSP monitoring

Action Level ($\mu\text{g}/\text{m}^3$) - 332
Limit Level ($\mu\text{g}/\text{m}^3$) - 500

Date	Sampling Time	Weather Condition	Filter paper no.	Filter Weight, g		Elapse Time, hr		Sampling Time, hr	Flow Rate, m^3/min			Total Volume, m^3	TSP Level, $\mu\text{g}/\text{m}^3$
				Initial	Final	Initial	Final		Initial, Q_{si}	Final, Q_{sf}	Average		
29-Dec-12	13:00	Rainy	003702	2.7533	2.7609	17070.73	17071.73	1.00	1.14	1.14	1.14	68	111
29-Dec-12	14:10	Rainy	004285	2.6932	2.7066	17071.73	17072.73	1.00	1.14	1.14	1.14	68	196
29-Dec-12	15:20	Rainy	003731	2.7796	2.7828	17072.73	17073.73	1.00	1.14	1.14	1.14	68	47
4-Jan-13	8:20	Fine	003708	2.7488	2.7691	17097.72	17098.72	1.00	1.49	1.49	1.49	90	227
4-Jan-13	9:25	Fine	004274	2.6887	2.6982	17098.72	17099.72	1.00	1.30	1.30	1.30	78	122
4-Apr-13	10:35	Fine	004284	2.6980	2.7109	17099.72	17100.72	1.00	1.30	1.27	1.29	77	167
10-Jan-13	13:00	Cloudy	003445	2.8011	2.8139	17097.72	17098.72	1.00	1.49	1.49	1.49	89	143
10-Jan-13	14:05	Cloudy	004280	2.6973	2.7132	17098.72	17099.72	1.00	1.44	1.44	1.44	86	184
10-Jan-13	15:10	Cloudy	004275	2.6738	2.6890	17099.72	17100.72	1.00	1.49	1.49	1.49	89	170
16-Jan-13	8:20	Fine	004575	2.6946	2.7063	17151.72	17152.72	1.00	1.27	1.27	1.27	76	154
16-Jan-13	9:25	Fine	004370	2.7049	2.7256	17152.72	17153.72	1.00	1.51	1.51	1.51	90	229
16-Jan-13	10:30	Fine	004574	2.7006	2.7125	17153.72	17154.72	1.00	1.22	1.22	1.22	73	163
22-Jan-13	8:35	Fine	004337	2.7220	2.7340	17178.72	17179.72	1.00	1.28	1.28	1.28	77	156
22-Jan-13	11:00	Fine	004339	2.7133	2.7252	17179.72	17180.72	1.00	1.45	1.45	1.45	87	137
22-Jan-13	13:00	Fine	004402	2.6956	2.7051	17180.72	17181.72	1.00	1.31	1.33	1.32	79	120



Location: MA1e - International Finance Centre (Eastern Wing)

Report on 24-hour TSP monitoring
 Action Level ($\mu\text{g}/\text{m}^3$) - 173.4
 Limit Level ($\mu\text{g}/\text{m}^3$) - 260

Date	Sampling Time	Weather Condition	Filter paper no.	Filter Weight, g		Elapse Time, hr		Sampling Time, hr	Flow Rate, m^3/min			Total Volume, m^3	TSP Level, $\mu\text{g}/\text{m}^3$
				Initial	Final	Initial	Final		Initial, Q_{si}	Final, Q_{sf}	Average		
28-Dec-12	8:00	Cloudy	004288	2.6679	2.7275	9720.35	9744.35	24.00	1.24	1.17	1.21	1901	31
3-Jan-13	8:00	Fine	003740	2.7577	2.9162	9747.35	9771.35	24.00	1.31	1.23	1.27	1829	87
9-Jan-13	8:00	Fine	004633	2.7181	2.9561	9774.35	9798.35	24.00	1.30	1.31	1.31	1886	126
15-Jan-13	8:00	Cloudy	004581	2.6540	2.8924	9801.35	9825.35	24.00	1.31	1.28	1.29	1858	128
21-Jan-13	8:00	Sunny	004610	2.6772	2.8466	9828.35	9852.34	23.99	1.34	1.30	1.32	1900	89

* Remarks: The monitoring result of 24-hr TSP monitoring conducted on 26 Jan 2013 will be presented in the Feb monthly report.

Report on 1-hour TSP monitoring
 Action Level ($\mu\text{g}/\text{m}^3$) - 325.1
 Limit Level ($\mu\text{g}/\text{m}^3$) - 500

Date	Sampling Time	Weather Condition	Filter paper no.	Filter Weight, g		Elapse Time, hr		Sampling Time, hr	Flow Rate, m^3/min			Total Volume, m^3	TSP Level, $\mu\text{g}/\text{m}^3$
				Initial	Final	Initial	Final		Initial, Q_{si}	Final, Q_{sf}	Average		
29-Dec-12	8:10	Rainy	004287	2.7108	2.7175	9744.35	9745.35	1.00	1.32	1.22	1.27	76	88
29-Dec-12	9:15	Rainy	003732	2.7623	2.7674	9745.35	9746.35	1.00	1.30	1.24	1.27	76	67
29-Dec-12	10:25	Rainy	003758	2.7529	2.7549	9746.35	9747.35	1.00	1.09	1.13	1.11	67	30
4-Jan-13	8:10	Fine	004639	2.6851	2.6945	9771.35	9772.35	1.00	1.35	1.31	1.33	80	118
4-Jan-13	9:13	Fine	004637	2.7054	2.7149	9772.35	9773.35	1.00	1.35	1.31	1.33	80	119
4-Jan-13	10:20	Fine	004635	2.6924	2.7040	9773.35	9774.35	1.00	1.40	1.31	1.35	81	143
10-Jan-13	8:00	Cloudy	004631	2.7379	2.7488	9798.35	9799.35	1.00	1.33	1.31	1.32	79	138
10-Jan-13	9:04	Cloudy	004629	2.7079	2.7192	9799.35	9800.35	1.00	1.35	1.31	1.33	80	142
10-Jan-13	10:10	Cloudy	004627	2.7306	2.7413	9800.35	9801.35	1.00	1.37	1.33	1.35	81	132
16-Jan-13	8:00	Fine	004624	2.7339	2.7425	9825.35	9826.35	1.00	1.35	1.26	1.30	78	110
16-Jan-13	9:03	Fine	004622	2.7409	2.7596	9826.35	9827.35	1.00	1.26	1.26	1.26	76	247
16-Jan-13	10:08	Fine	004620	2.7064	2.7203	9827.35	9828.35	1.00	1.28	1.28	1.28	77	181
22-Jan-13	8:04	Fine	004582	2.6953	2.7082	9852.34	9853.34	1.00	1.30	1.30	1.30	78	166
22-Jan-13	9:08	Fine	004584	2.6807	2.6932	9853.34	9854.34	1.00	1.34	1.28	1.31	78	159
22-Jan-13	10:12	Fine	004608	2.7026	2.7137	9854.34	9855.34	1.00	1.34	1.28	1.31	78	141



Location: MA1w - International Finance Centre (Western Wing)

Report on 24-hour TSP monitoring

Action Level ($\mu\text{g}/\text{m}^3$) - 173.4
 Limit Level ($\mu\text{g}/\text{m}^3$) - 260

Date	Sampling Time	Weather Condition	Filter paper no.	Filter Weight, g		Elapse Time, hr		Sampling Time, hr	Flow Rate, m^3/min			Total Volume, m^3	TSP Level, $\mu\text{g}/\text{m}^3$
				Initial	Final	Initial	Final		Initial, Q_{si}	Final, Q_{sf}	Average		
28-Dec-12	8:00	Cloudy	003733	2.7672	2.8717	12838.59	12862.59	24.00	1.43	1.41	1.42	1987	53
3-Jan-13	8:00	Fine	003703	2.7503	2.9389	12865.59	12889.59	24.00	1.38	1.38	1.38	1987	95
9-Jan-13	8:00	Fine	004632	2.7089	2.9430	12892.59	12916.59	24.00	1.40	1.38	1.39	2002	117
15-Jan-13	8:00	Cloudy	004625	2.7170	2.9361	12919.59	12943.59	24.00	1.46	1.42	1.44	2074	106
21-Jan-13	8:00	Sunny	004618	2.7155	2.9204	12946.59	12970.58	23.99	1.41	1.39	1.40	2015	102

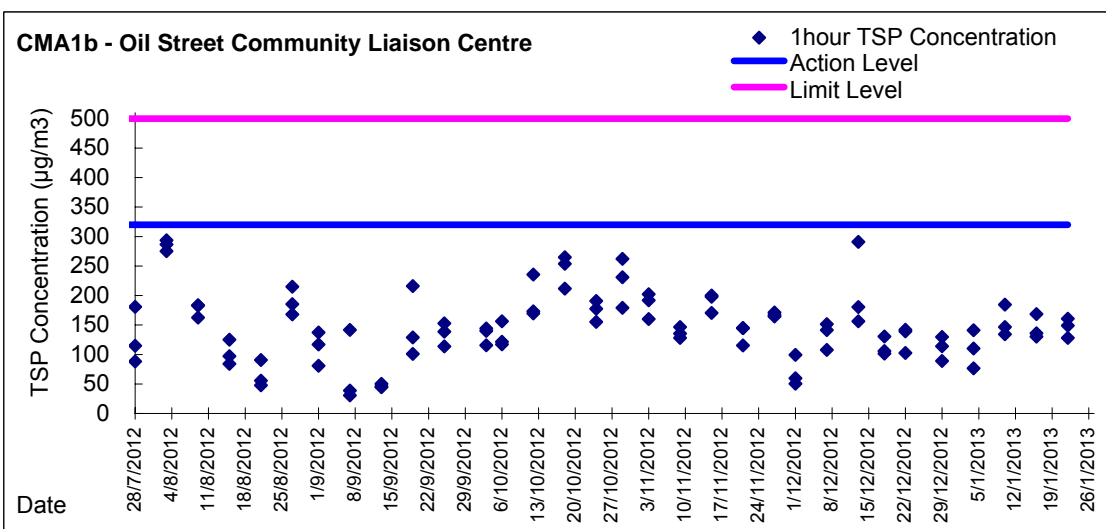
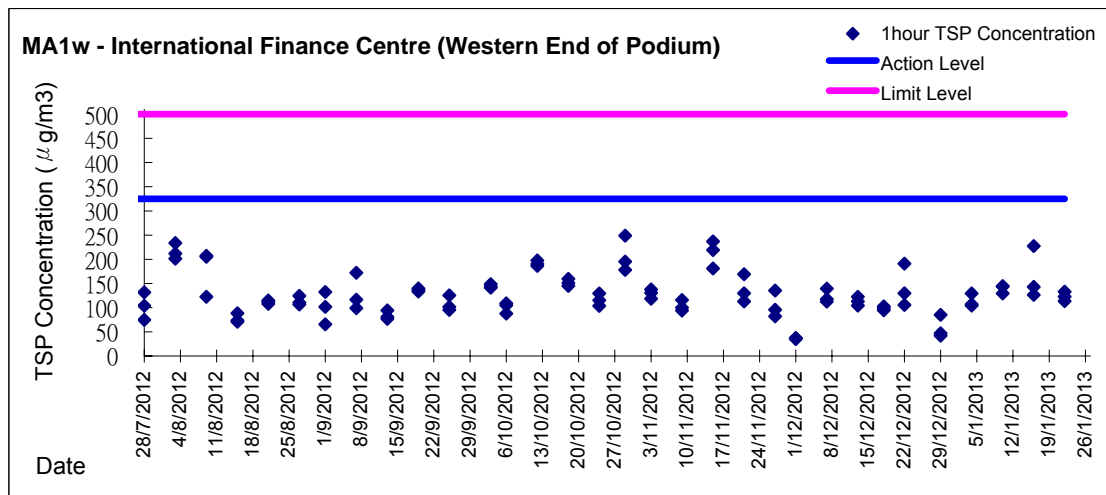
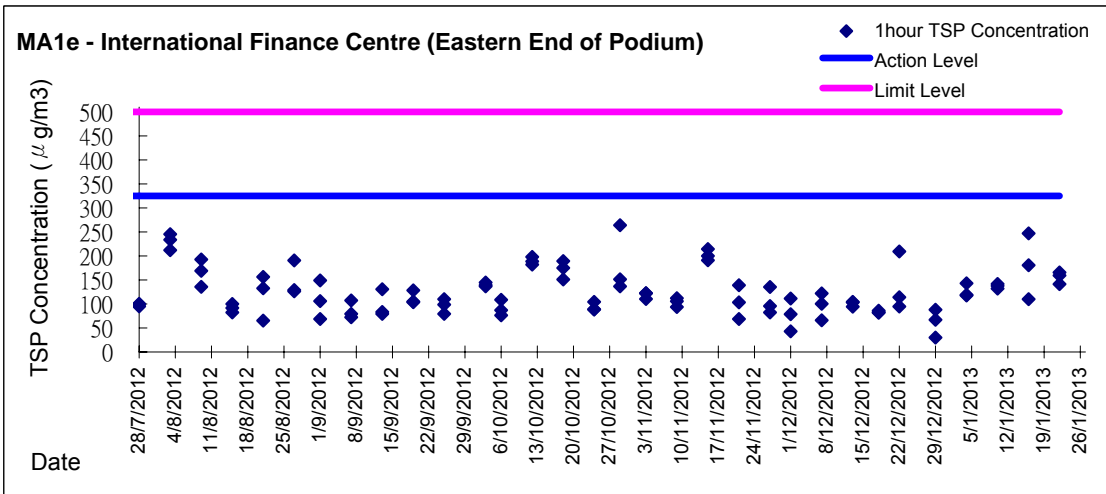
* Remarks: The monitoring result of 24-hr TSP monitoring conducted on 26 Jan 2013 will be presented in the Feb monthly report.

Report on 1-hour TSP monitoring

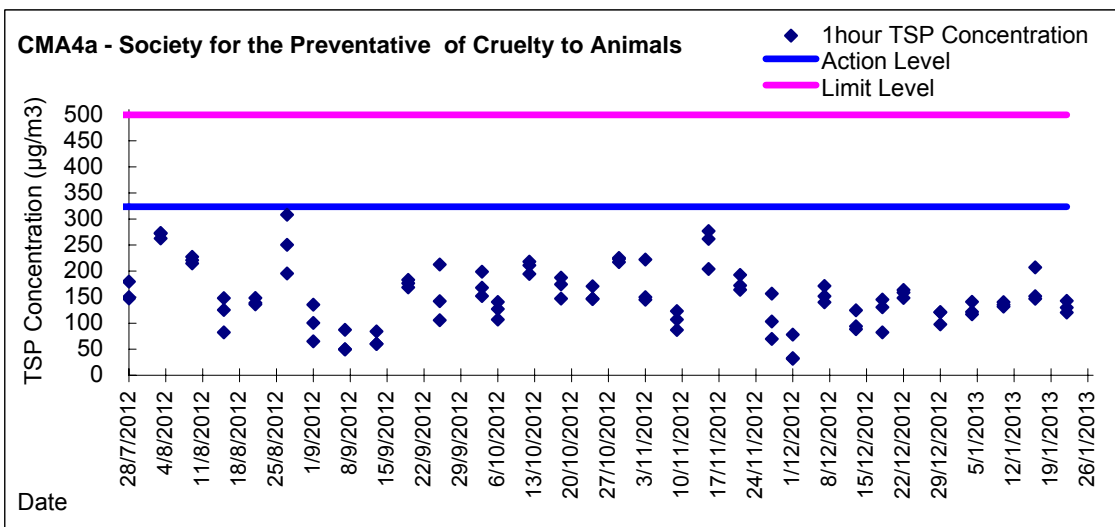
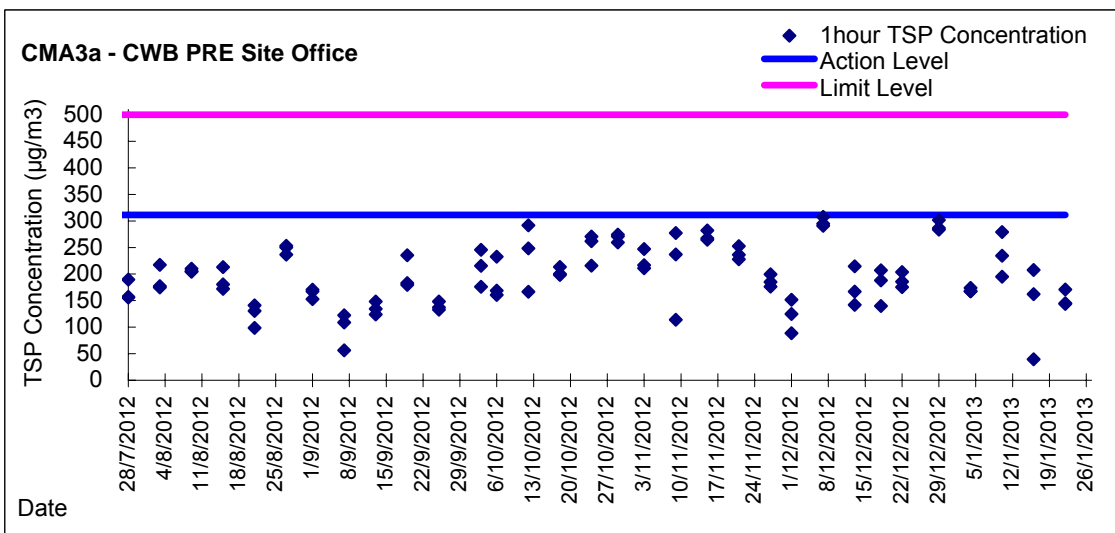
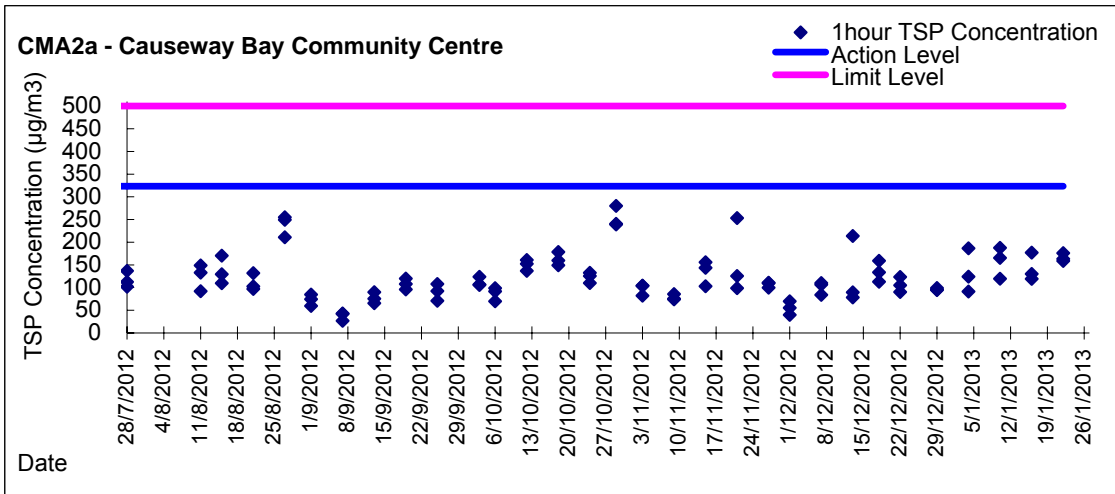
Action Level ($\mu\text{g}/\text{m}^3$) - 325.1
 Limit Level ($\mu\text{g}/\text{m}^3$) - 500

Date	Sampling Time	Weather Condition	Filter paper no.	Filter Weight, g		Elapse Time, hr		Sampling Time, hr	Flow Rate, m^3/min			Total Volume, m^3	TSP Level, $\mu\text{g}/\text{m}^3$
				Initial	Final	Initial	Final		Initial, Q_{si}	Final, Q_{sf}	Average		
29-Dec-12	8:20	Rainy	004286	2.7043	2.7114	12862.59	12863.59	1.00	1.41	1.37	1.39	84	85
29-Dec-12	9:30	Rainy	003757	2.7585	2.7618	12863.59	12864.59	1.00	1.29	1.33	1.31	79	42
29-Dec-12	10:35	Rainy	003739	2.7512	2.7551	12864.59	12865.59	1.00	1.39	1.37	1.38	83	47
4-Jan-13	8:15	Fine	004638	2.7052	2.7142	12889.59	12890.59	1.00	1.40	1.40	1.40	84	107
4-Jan-13	9:18	Fine	004636	2.7359	2.7448	12890.59	12891.59	1.00	1.42	1.42	1.42	85	104
4-Jan-13	10:25	Fine	004634	2.6736	2.6845	12891.59	12892.59	1.00	1.40	1.40	1.40	84	130
10-Jan-13	8:10	Cloudy	004630	2.7451	2.7572	12916.59	12917.59	1.00	1.42	1.38	1.40	84	144
10-Jan-13	9:13	Cloudy	004629	2.7191	2.7298	12917.59	12918.59	1.00	1.38	1.38	1.38	83	129
10-Jan-13	10:20	Cloudy	004626	2.7108	2.7230	12918.59	12919.59	1.00	1.44	1.38	1.41	85	144
16-Jan-13	8:05	Fine	004623	2.7149	2.7258	12943.59	12944.59	1.00	1.46	1.42	1.44	86	127
16-Jan-13	9:09	Fine	004621	2.7248	2.7444	12944.59	12945.59	1.00	1.46	1.42	1.44	86	228
16-Jan-13	10:14	Fine	004619	2.6882	2.7006	12945.59	12946.59	1.00	1.48	1.42	1.45	87	143
22-Jan-13	8:15	Fine	004583	2.6807	2.6918	12970.58	12971.58	1.00	1.39	1.39	1.39	83	133
22-Jan-13	9:20	Fine	004609	2.6740	2.6841	12971.58	12972.58	1.00	1.37	1.37	1.37	82	123
22-Jan-13	10:23	Fine	004585	2.6992	2.7088	12972.58	12973.58	1.00	1.43	1.39	1.41	85	113

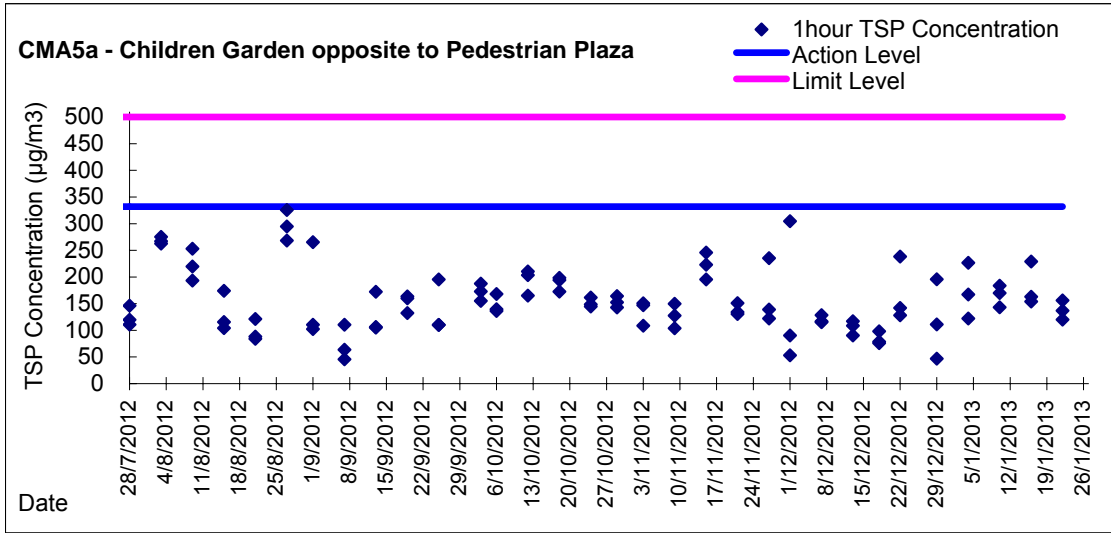
Graphic Presentation of 1 hour TSP Result



Graphic Presentation of 1 hour TSP Result

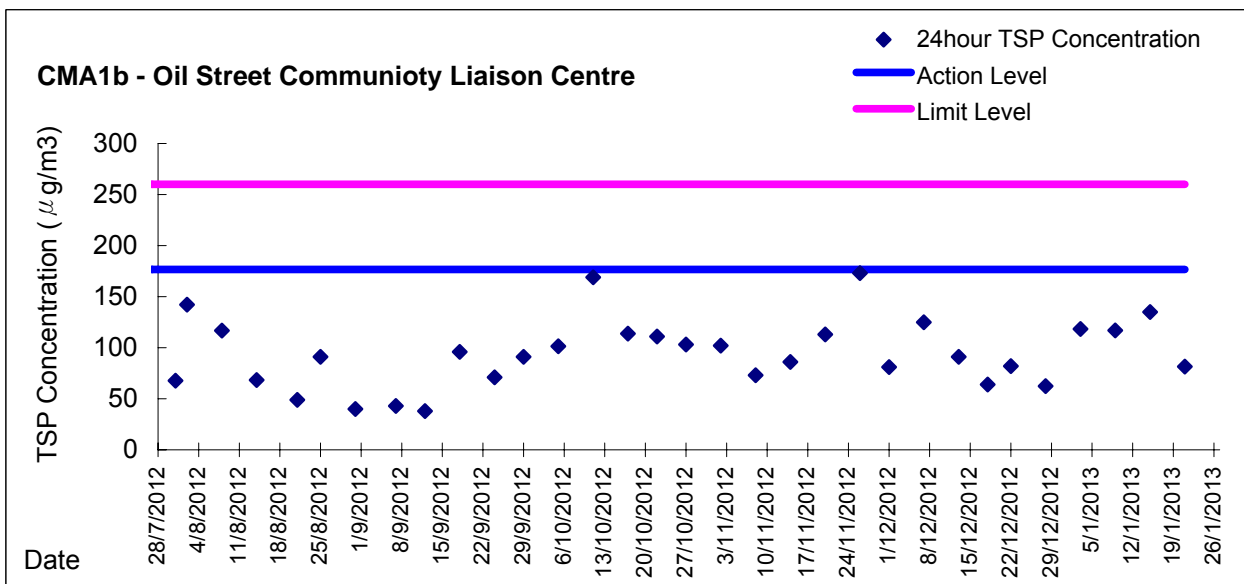
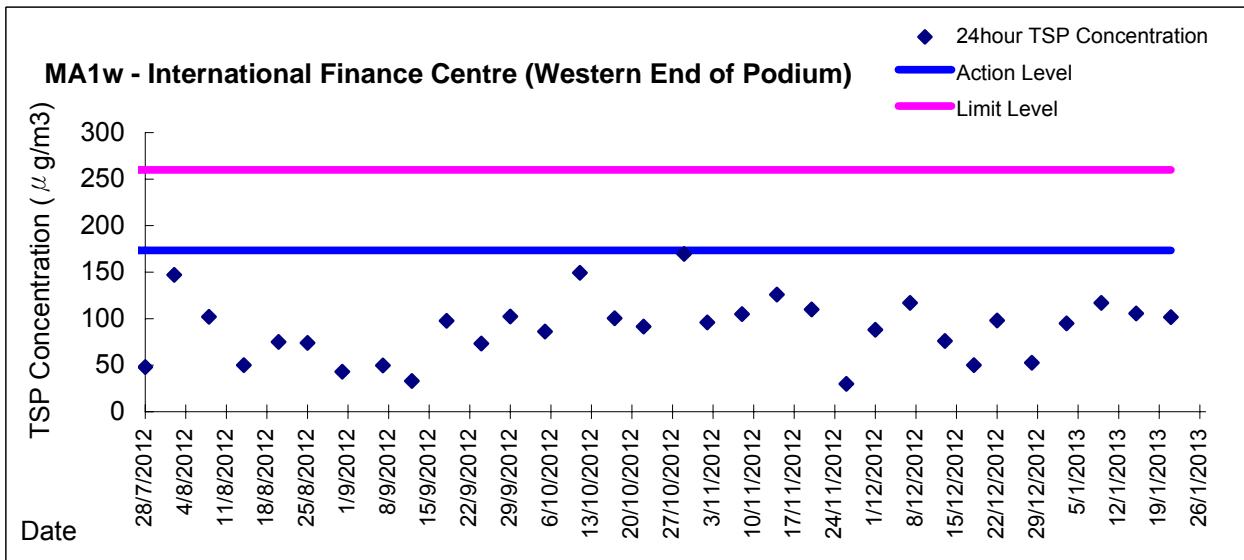
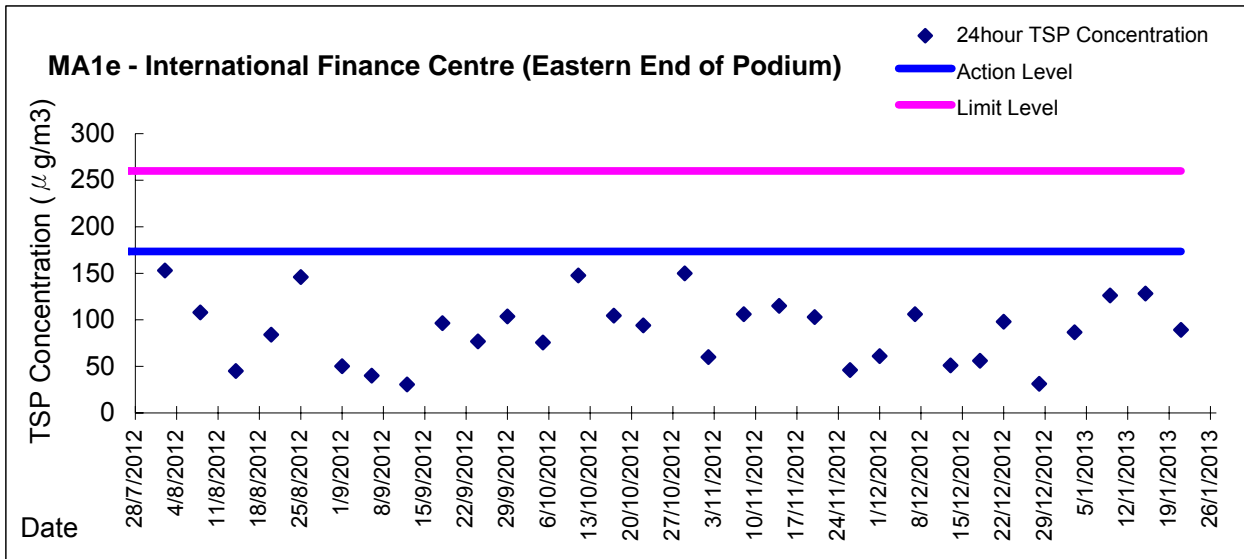


Graphic Presentation of 1 hour TSP Result



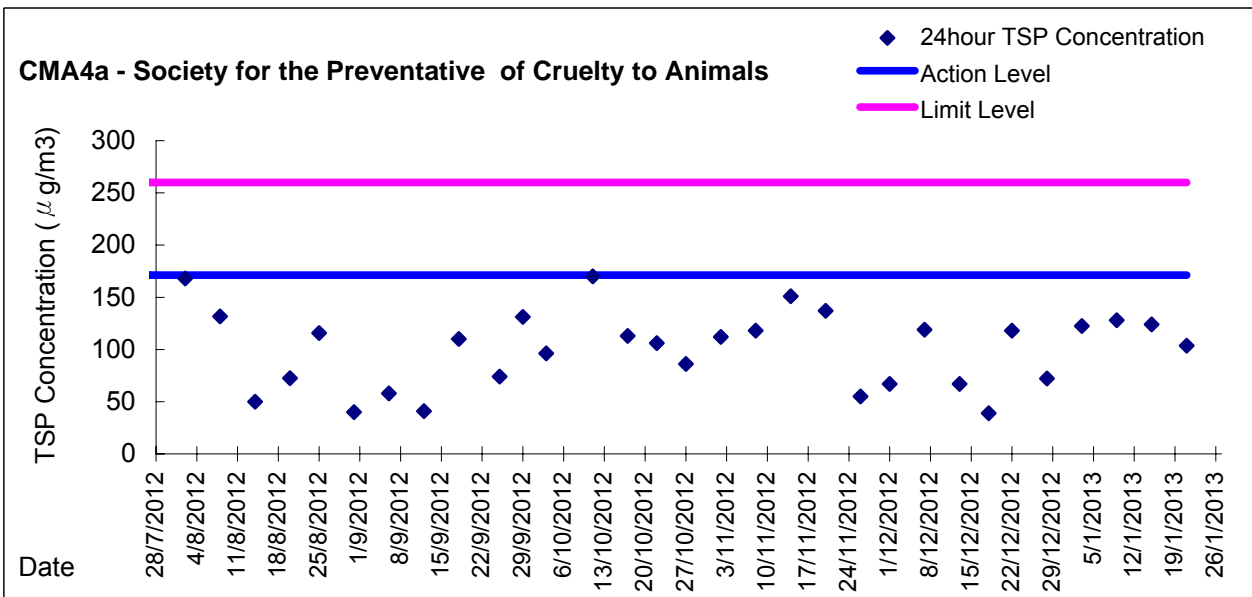
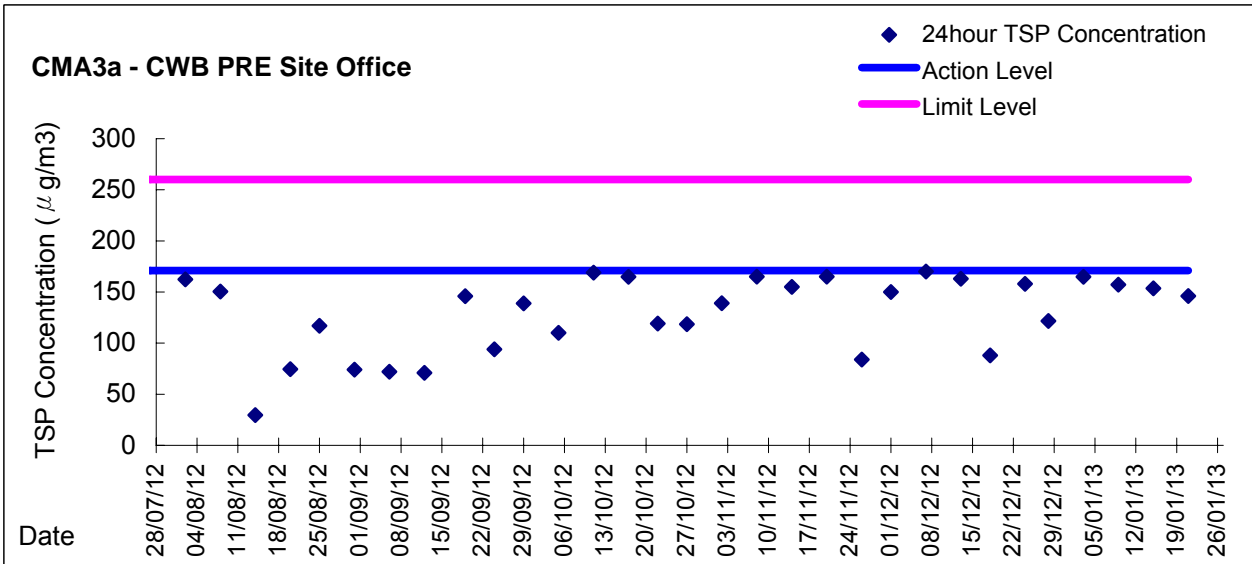
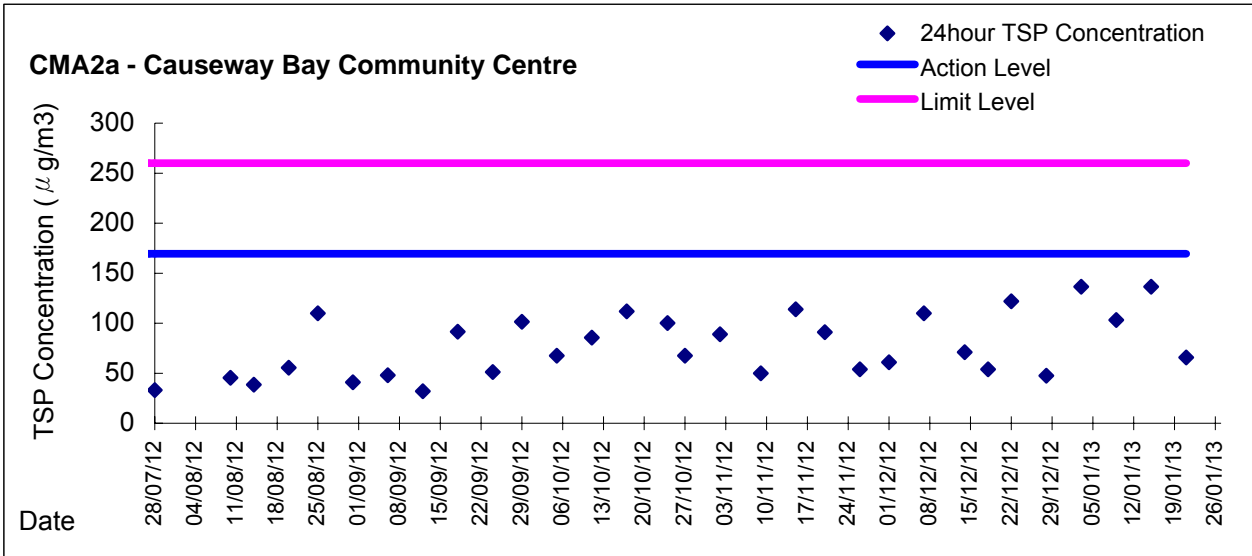


Graphic Presentation of 24 hour TSP Result





Graphic Presentation of 24 hour TSP Result





Graphic Presentation of 24 hour TSP Result

